

Description

Tormax Light Frame Revolving Door System - Fully Automatic Operation. Non Fire Rated



Product Summary

Light frame revolving door system for doors from 1.8m and up to 3.0m in diameter and with fully automatic operation. Non fire rated

Certification		BIM Assist™	
European Norm	EN16005: 2012	CE	
Product Classification	Complies / exceeds the design guidelines as depicted	BC(A)R Assist™*	
EC Certificate of Conformity No.	n/a (No Harmonised European Norm)	Guarantee	
Certifire No.	n/a	10 Years Mechanical	
Declaration of Performance	T1332	Last Reviewed	09/03/2020
Other Test Evidence	n/a	* ROI Only	

Description

Tormax Light Frame Revolving Door System - Fully Automatic Operation. Non Fire Rated

**Features**

- Revolving door system for non fire rated doors from 1.8m and up to 3.0m in diameter
- Superior aesthetics:
 - Slender framing profile that provides a delicate appearance on a strong structure
 - Internal edges of the wings and not framed by profile and are installed without a centre column
 - Canopy compartment of 40mm in depth (45mm with night closure doors)
- Fully automatic (door is completely controlled by sensors)
- Optional servo automatic operation, where the door automation responds to light pressure, finger or other, being applied to the door and a fully manual variant
- Suitable for up to 1,400 persons per hour
- Three or four winged versions available
- Break-out and escape route option
- Self-standing air curtain option
- Automatic drive invisible in the floor
- Night closure with mechanical locks

Technical Characteristics



- Profile:
 - 40mm x 20mm (door wings) and 40mm x 30mm (curved enclosure walls)
 - Finishes:
 - Aluminium: Powder coated in standard RAL colours
 - Aluminium: Anodised
 - Stainless steel: Satin, Polished
 - Other finishes available upon request
- Drive: Tormax 5201
 - For 3 or 4 leaved revolving doors with a diameter from 1.8m to 3.0m
 - Extremely shallow crown compartment as the built-in height is only 140 mm

Door Diameter 1.8m - 2.7m

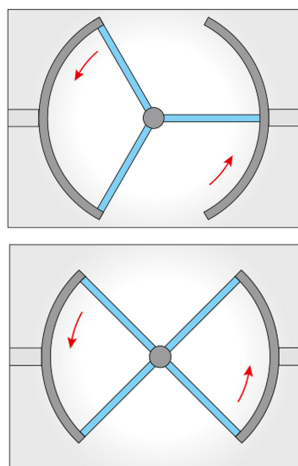
- Use: Single person & person with baggage
- Capacity** - persons per hour: 800 to 1,300
- Passage height: 2.1m - 3.0m*
- Cornice height: From 40mm

Door Diameter 2.7m - 3.0m

- Use: Up to three people & wheelchair user
- Capacity** - persons per hour: 1,200 to 1,400
- Passage height: 2.1m - 3.0m*
- Cornice height: From 40mm

** The maximum passage height depends on the diameter, with/without break-out and the exposure to wind that the door will be exposed to*

*** Approximate capacity in single direction*



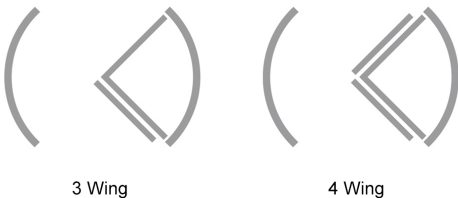
3 or 4 Wing Revolving Doors Options

- 3-wing: Highly suitable for hotels, as the segments are larger than 4-wing doors, providing a larger comfort zone for luggage / large items. The passage width is narrower
- 4-wing: Suitable for all buildings with a large flow of persons. Depending on the diameter, up to 30 percent more can pass through the door per hour. The wider passage allows a two-way traffic to flow much more effectively



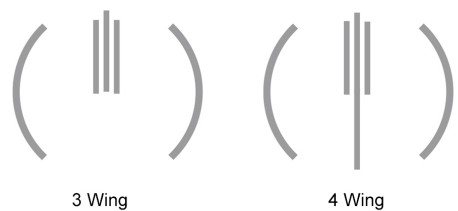
Optional Air Curtain

- An air curtain, installed directly in the roof structure of the door, enhances the climatic advantages of the revolving door. The heating is provided via the building's heating system
- Required a cornice height of 350mm minimum



Break-out & Wind Break Option

- All TORMAX revolving door systems are optionally available with wings that can swivel out in any position (break-out). That means even bulky goods can conveniently be transported through the entrance.
- The mechanical emergency opening system (break-out) opens the door wing upon reaching the individually specified force and stops the rotational movement automatically. The door wings can be moved permanently into the open position; the resetting is manual. In situations involving strong wind, the installation of a wind brake is recommended. This is activated via a key-operated switch or a wind measuring system and prevents the doors wings from responding



Escape Route

- 3 and 4-wing versions with optional break-out fittings are suitable for escape and rescue routes

**Standards**

- This product meets / surpasses the following:
- EN 16005: The European standard EN 16005 sets out the design requirements and testing methods used to ensure the safe use of automatic doors
- EN 60335-1: Household and similar electrical appliances. Safety. General requirements
- EN 61000-6-2: Electromagnetic compatibility (EMC)
- EN 61000-6-3: Electromagnetic compatibility (EMC)

Description

Tormax Light Frame Revolving Door System - Fully Automatic Operation. Non Fire Rated

**Specification Text****DOOR AUTOMATION**

- Manufacturer: Tormax
- Product reference: KAD-T/5251LF
- Type: Light Frame Revolving Door System - Fully Automatic Operation
- Revolving light frame door system for non fire rated doors
- Fully automatic operation, where the door is controlled by sensors
- Door diameter from 2.7m and up to 3.6m in diameter [SPECIFY]
- Passage height up to 3.0m [SPECIFY]
- Cornice height: From 40mm [SPECIFY]
- Suitable for up to 2,000 persons per hour
- Three or four winged versions available [SPECIFY]
- Break-out and escape route option [SPECIFY]
- Self-standing air curtain option [SPECIFY]
- Drive invisible in the floor
- Night closure with mechanical locks
- Profile Finish: [SPECIFY] Aluminium: Powder coated in standard RAL colours, Aluminium: Anodised, Stainless steel: Satin, Polished