

Description

KCC General Acoustic Steel Door & Frame - Zintec Electrolytically Coated Mild Steel Construction



Product Summary

45db acoustic steel door & frame designed to reduce the transference of noise from one area to another, to improve privacy, and to limit the effects of noise pollution on the local environment

Certification		BIM Assist™	
European Norm	n/a (No Harmonised European Norm)	CE	BC(A)R Assist™*
Product Classification	n/a (No Harmonised European Norm)		
EC Certificate of Conformity No.	Exempt from CE when an internal door		
Certifire No.	n/a		
Declaration of Performance	n/a (No Harmonised European Norm)	Last Reviewed	06/01/2020
Other Test Evidence	45db Acoustic Rating L106 004	* ROI Only	

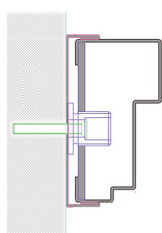
Description

KCC General Acoustic Steel Door & Frame - Zintec Electrolytically Coated Mild Steel Construction

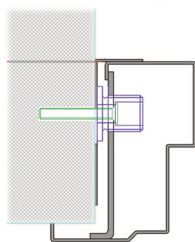


Door Leaf

- 52mm thickness
- 1.2mm corrosion resistant Zintec/Aluzinc mild steel sheets available in a variety of colours and finishes
- 1 year anti-corrosion warranty (subject to site location)
- Doors can be provided in optional stainless steel, grade 304 or 316
- Infill a combination of layers of plasterboard, mineral fibre & rubberised steel
- Non welded construction from 2 skins lockformed together and lipped on 3 sides, by bonding skins around a rigid core
- Maximum Dimensions (mm) provided in 10mm increments
 - Single doors W690 - W1200, H2700
 - Double doors W1290 - W2400, H2700
- Optional concealed electro-magnetic lock including reinforcement



TYPE C



TYPE B

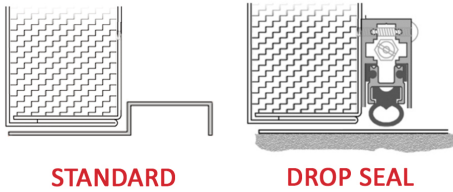
Door Frame

- Two profile options (see left), standard is type C or optionally type B
- Folded from 1.6mm Zintec / Aluzinc
- Infilled with mineral wool
- 1 year anti-corrosion warranty (subject to site location)
- Screw and tab construction with 4 no adjustable fixing feet per jamb
- Frame is fitted with 3 no Scandinavian lift-off stainless steel hinges with 3 no dog bolts



Acoustic Performance

- AC45 45db-rated acoustic steel doors are designed to reduce the transference of noise from one area to another, to improve privacy, and to limit the effects of noise pollution on the local environment
- Optional 54db rated version available



Threshold

- Optional, select from STANDARD or DROP SEAL



Polyester Powder
Coated from Standard
Colour Range



Polyester Powder
Coated from Non-
Standard Colour Range



PVC Laminate
from Standard
Range

Finishes

- Various RAL colours and finishes are available.



Woodgrain
PVC Laminate



Stainless Steel
Brushed, Polished
or Patterned



Unfinished for
site finishing

Description

KCC General Acoustic Steel Door & Frame - Zintec Electrolytically Coated Mild Steel Construction



Specification Text

Steel Door Specification L20

SINGLE / DOUBLE ACOUSTIC RATED STEEL DOOR & FRAME

MANUFACTURER: KCC Group

Doors fully compliant with door standard EN 14351-1 and CE marked

LEAF

- 52mm thickness
- 1.2mm corrosion resistant Zintec/Aluzinc mild steel sheets or optional stainless steel, grade 304 or 316, Infilled with a combination of layers of plasterboard, mineral fibre & rubberised steel. Non welded construction from 2 skins lockformed together and lipped on 3 sides, by bonding skins around a rigid core
- Optional concealed electro-magnetic lock including reinforcement
- Optional concealed integrated door selector (for double doors)

FRAME

- Style [SPECIFY C OR B or CUSTOM], Folded from 1.6mm Zintec / Aluzinc, infilled with mineral wool
- Screw and tab construction with 4 no adjustable fixing feet per jamb
- Frame is fitted with 3 no Scandinavian lift-off stainless steel hinges with 3 no dog bolts

ACOUSTIC PERFORMANCE

- 45db - rated, 54db - optional

AIR PERMEABILITY PERFORMANCE

- Class 3A to BS 6375 and BS EN 12207:1999

RESISTANCE TO WINDLOADING

- Class A3 to BS 6375 and BS EN 12210:1999

WATER TIGHTNESS

- Class 3A to BS 6375 and BS EN 12208:2000

DURABILITY

- Class 6 to EN 1191:2000

FINISH OPTIONS

- [SPECIFY] Polyester powder coated colours, laminate woodgrain or coloured, stainless steel, satin, brushed or patterned, unfinished for site painting
- Extra Life C5-M Marine Grade finish is available as an option in salt laden coastal or high chlorination locations

THRESHOLD (Optional)

- [SPECIFY STANDARD OR DROP SEAL]

SEALS (Optional)

- SAA standard frame seals available upon request.